


alphason

What's in the box, instructions, warranty & information:

AW6322-P



Need help or advice? Missing/damaged parts?
Contact us directly on:

Helpline ☎ 0845 130 6686

International Helpline (English speaking): +44 1942 524 100



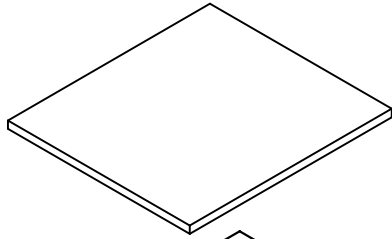
Interested in more Alphason products? Visit our website at:
www.alphasondesigns.com



Have a question? Want more information? Email us on?
info@alphasondesigns.com

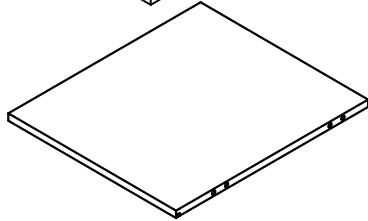
A

Top panel. A



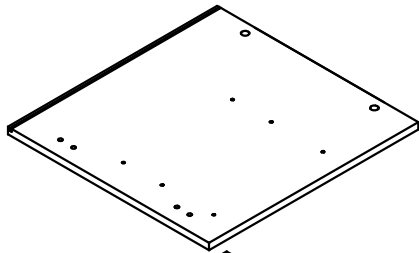
B

Base panel. B



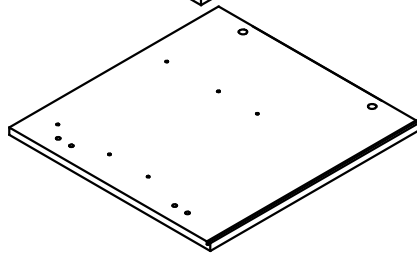
C

Right side panel. C



D

Left side panel. D



1

3x15 screw x 12



2

3,5x16 screw x 24



3

Euro screw (runner) x 12



4

Cover cap white x 16



5

6
Cam x 24



E

Drawer right panel. Ex2

F

Drawer left panel. Fx2

G

Small drawer back panel. G

H

High drawer back panel H

I

High drawer front panel. I

J

Small drawer front panel. J

K

Back panel. K

L

Drawer base. L x 2

7

Wooden dowel x 16

8

M4x25 handle screw x 4

9

Drawer mechanism x2

10

Drawer handle x 2

11

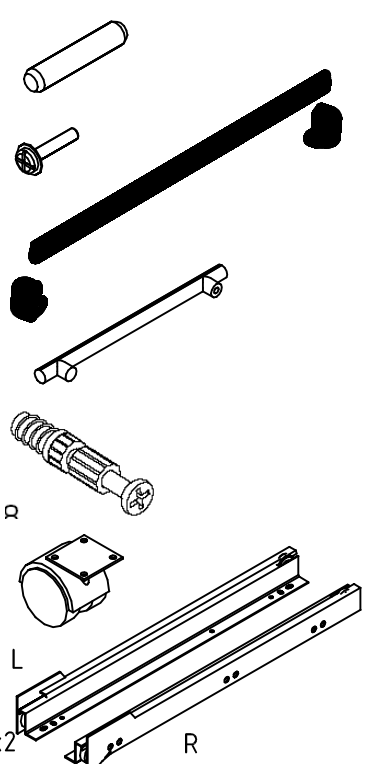
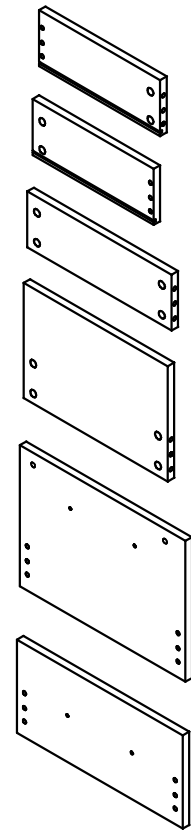
Dowel x 24

12

Wheel x 4

13

Drawer runner L & R hand x2



Need help or advice? Missing/damaged parts?

Contact us directly on:

Helpline ☎ **0845 130 6686**

International Helpline (English speaking): +44 1942 524 100



Interested in more Alphason products? Visit our website at:

www.alphasondesigns.com



Have a question? Want more information? Email us on?

info@alphasondesigns.com

